



PH
OUTDOORS™



PH
OUTDOORS™



WWW.PH-OUTDOORS.COM







INFO@PH-OUTDOORS.COM

PH OUTDOORS LLC
ALL RIGHTS RESERVED
COPYRIGHT © 2023



PH Outdoors **G-SERIES** No-Till drill was developed with the hunter & wildlife manager in mind. The **G-SERIES** is a true, no till drill that will plant a variety of seeds and blends into the ground, even in the toughest soil conditions. The **G-SERIES** features tempered cutting discs, spaced at 7.5 inches apart. The discs slice into the soil, allowing the seeding mechanism to plant the seeds into the created slits and solid, rubber packing wheels trail behind the discs to close up the soil. The **G-SERIES** will provide outstanding seed to soil contact even when cutting through standing vegetation.

G-SERIES NO TILL DRILL				
	WORKING WIDTH	37.5"	60"	90"
WORKING DEPTH	0.5" - 2"	0.5" - 2"	0.5" - 2"	0.5" - 2"
WEIGHT	1,265 LBS	1,825 LBS	2,668 LBS	3,955 LBS
WEIGHT BAR CAPACITY	N/A	8 - 10 WEIGHTS (700 LBS MAX)	18 - 22 WEIGHTS (1540 LBS MAX)	26 - 28 WIEGHTS (1860 LBS MAX)
SEED ROW DISTANCE	7.5"	7.5"	7.5"	7.5"
NUMBER OF CUTTING ELEMENTS	5	8	13	16
SEED HOPPER CAPACITY	5.1 BUSHELS	8.9 BUSHELS	12.6 BUSHELS	15.6 BUSHELS
HITCH TYPE	3 POINT CAT 1/2	3 POINT CAT 1/2	3 POINT CAT 1/2	3 POINT CAT 1/2
MAXIMUM CAPACITY	2.8 ACRES PER HOUR	4.5 ACRES PER HOUR	7 ACRES PER HOUR	9 ACRES PER HOUR
DIMENSIONS L x W x H	46" x 53" x 51"	46" x 74" x 49"	46" x 104" x 49"	46" x 130" x 49"
RECOMMENDED TRACTOR SIZE	30 HP TRACTOR	40 HP TRACTOR	65 HP TRACTOR	120 HP TRACTOR
OPTIONAL PARTS	1. WHEEL KIT WITH HYDRAULIC OPTION FOR TOWING 2. SEED ROW COVER PLATES FOR DIFFERENT ROW SPACING (15", 22.5", 30") 3. 70 LBS SUIT CASE WEIGHTS TO ADD FOR VARIOUS SOIL CONDITIONS 4. PRE-CUTTING DISCS IN FRONT OF THE SEEDING ELEMENTS 5. SEED HOPPER DIVIDER PLATE FOR PLANTING DIFFERENT SEEDS PER ROW			

The PH Outdoors **CRIMPER** is the perfect tool for wildlife managers wanting to mechanical kill or terminate cover crops without the use of expensive chemicals. Using the **CRIMPER** will preserve soil moisture, prevent weed growth and the terminated cover crop adds a layer of organic, slow release fertilizer at the surface of the soil where new crops can absorb the nutrients.

PH OUTDOORS CRIMPER	4'	6'	8'	10'
	TOW BEHIND			
WEIGHT	579 LBS	1,145 LBS	1,450 LBS	1,750 LBS
APPROXIMATE WEIGHT WITH DRUM FILLED WITH WATER	868 LBS	1,650 LBS	2,025 LBS	2,540 LBS
DIMENSIONS L x W x H	73.7"x67.5"x28.3"	35.5"x76.25"x35.44"	35.5"x100.25"x35.44"	35.5"x124.25"x35.44"
WORKING WIDTH	48"	72"	96"	120"
SPEED	ADJUST TO CONDITIONS	ADJUST TO CONDITIONS	ADJUST TO CONDITIONS	ADJUST TO CONDITIONS
HITCH TYPE	CLEVIS	3 POINT CAT 1/2	3 POINT CAT 1/2	3 POINT CAT 1/2
QUICK HITCH COMPATIBLE	N/A	YES	YES	YES
RECOMMENDED TRACTOR SIZE	ATV OR UTV OVER 800CC	30 HP MIN. WITH LIFT OF 1,200 LBS 24" BEHIND THE LIFTING EYE	40 HP MIN. WITH LIFT OF 1,500 LBS 24" BEHIND THE LIFTING EYE	50 HP MIN. WITH LIFT OF 1,800 LBS 24" BEHIND THE LIFTING EYE